


# HS643D60WUK

# Hisense




 D Energy Class

 16 Place Settings

 Auto Dry

 Three Level Wash

 1h Programme

 Glassware Programme

Self-clean Programme

Hygiene Programme

 Flexible Baskets

Energy class: **D**

Noise class: **C**

Cleaning performance: **A**

Drying performance: **A**

Max. temperature of incoming water: **70 °C**

Motor: **Asynchronous single phase motor**

Selected programme indicator

Control: **Touch Control**

Sensors: **Water level sensor, Clear water sensor**

Main Washing temperature(s): **40, 45, 50, 55, 60, 65, 70 °C**

6 programmes: Automatic Programme; Intensive Programme; Eco Programme; Programme Hygiene; Crystal glasses; Short Programme

Reference Programme: **1**

Number of place settings: **16 place settings**

Memory Programme

Automatic Programme

Fast Cleaning

Auto Dry Automatic door opening

Self-clean Programme

Function 3 in 1

Selected programme indicator

Wash end indication: **Displayed with sound and light**

Time remaining indicator: **Front display**

Door panel installation options: **Not possible**

Up to 24 hours

Number of baskets: **3**

Upper basket system: **Adjustable System**

Number of water jet levels: **5**

Number of spray arms: **3**

Self-cleaning Filter

Upper basket: **Wide mesh base; Foldable left CupHolder; Foldable right CupHolder; Foldable/dividable left CupHolder; Fixed pin rows; Fixed glass support; Wide knife stand; 3 cup holders**

Lower basket: **Wide mesh base; Foldable/dividable rear pin row**

Top tray: **Dividable and removable baskets in top rack; With telescopic rails; Handle; Plastic handle; Removable; No logotype**

Anti Flood Protection: **Anti Flood Protection**

Service diagnostics

Stainless steel tub

Water consumption per cycle for the Eco program: **11 l**

Energy consumption per cycle for the Eco program 40-60°C : **0.85 kWh**

Energy consumption per 100 cycles: **85 kWh**

Duration of Eco programme: **175 min**

Noise level: **45 dB(A)re 1 pW**

Consumption in standby mode: **0.49 W**

Start delay: **3.99 W**

Height setting: **50 mm**


Spray arm material: **Plastics**

Dimensions (W×H×D): **59.9 × 84.6 × 59.8 cm**

 Automatic Programme

 Super Silent Operation

 Flexible Third Basket


 Aqua Protect System

Self-clean Filter


 Eco Programme


 15 min Fast Cleaning

 Touch Control

 D Energy Class

Dispenser

 Hot Water Connection

 Intuitive Control

Start Delay

Dishwasher

Dimensions of packed product (W×H×D): **64 × 89 × 66.5 cm**

Net weight: **42.5 kg**

Gross weight: **44.5 kg**

Connected load: **1,900 W**

Nominal current of fuse: **10 amp**

Product code: **739824**

EAN code: **3838782616228**