

HV693C60UK

Hisense



 Ion Fresh

 All Dry


 16 Place Settings

 Three Level Wash

 1h Programme

 Inverter Technology

 Water Jet Zone

 Ion Fresh

 Easy-glide Guides

Energy class: **C**

Noise class: **B**

Cleaning performance: **A**

Drying performance: **A**

Max. temperature of incoming water: **70 °C**

Motor: **Inverter Technology**

Wi-Fi operation: **Integrated**

Selected programme indicator

Control: **Touch Control**

Status Light

Sensors: **Water level sensor, Clear water sensor**

Main Washing temperature(s): **40, 45, 50, 55, 60, 65, 70 °C**

7 programmes: Automatic Programme; Intensive Programme; Eco Programme; Programme Hygiene; Crystal glasses; Short Programme; Light wash

Reference Programme: **2**

Number of place settings: **16 place settings**

IonTech

Memory Programme

Automatic Programme

Fast Cleaning

Auto Dry Automatic door opening

Self-clean Programme

Function 3 in 1

Selected programme indicator

Wash end indication: **Displayed with sound and light**

Time remaining indicator: **Time remaining indicator**

Door panel installation options: **Possible as extra**

Ioniser

Intensive CleanZone

All Dry

Up to 24 hours

Number of baskets: **3**

Upper basket system: **Adjustable System**

Number of water jet levels: **5**

Number of spray arms: **3**

Self-cleaning Filter

Interior light


Upper basket: **Wide mesh base; Handle; Handle with stainless steel logotype; Foldable left CupHolder; Foldable right CupHolder; Foldable/dividable left CupHolder; Guide rails with ball bearings; One foldable glass support; Foldable pin rows; Wine glass fixings in TPE; Dividable pin rows; 4 cup holders; 2 wide knife stands**

Lower basket: **Dense basket wiring in both upper and lower basket; Handle; Handle with stainless steel logotype; Foldable/dividable rear pin row; Foldable/dividable rear wine shelf; Higher basket with thicker front-top horizontal wire; 4 foldable/dividable rear pin rows**

Top tray: **Dividable and removable baskets in top rack; With telescopic rails; Handle; Handle with stainless steel logotype; Removable; No logotype**

Anti Flood Protection: **Anti Flood Protection**

Service diagnostics

 Glassware Programme

 LED Lighting

Self-clean Programme


 Status Light

Hygiene Programme

 Flexible Baskets

Night Programme

 Automatic Programme


 Super Silent Operation

 Flexible Third Basket

 Aqua Protect System

Self-clean Filter


 Eco Programme


 15 min Fast Cleaning

C Energy Class

 Touch Control

Dispenser

 Hot Water Connection

 Intuitive Control

Start Delay

Dishwasher

Stainless steel tub

Water consumption per cycle for the Eco program: **9.6 l**

Energy consumption per cycle for the Eco program 40-60°C : **0.76 kWh**

Energy consumption per 100 cycles: **76 kWh**

Duration of Eco programme: **200 min**

Noise level: **39 dB(A)re 1 pW**

Consumption in standby mode: **0.49 W**

Start delay: **3.99 W**

Networked standby: **1.99 W**

Height setting: **74 mm**

Spray arm material: **Plastics**

Dimensions (W×H×D): **59.8 × 81.6 × 55.5 cm**

Dimensions of packed product (W×H×D): **64 × 88 × 66.5 cm**

Niche dimensions (W×H×D): **60 × 82 × 55.5 cm**

Net weight: **33.5 kg**

Gross weight: **35.5 kg**

Connected load: **1,900 W**

Nominal current of fuse: **10 amp**

Product code: **739833**

EAN code: **3838782628726**